

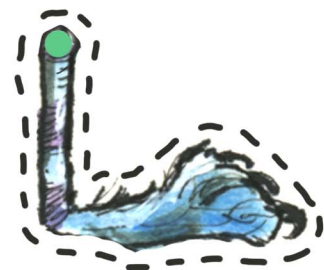


Make Your Own 'Oozle' Puppet



How to make
your
'Oozle' puppet



1. Cut around the outline.
 2. Punch holes in indicated areas with ●
 3. Use brass fasteners to attach Oozle's arms & legs.
- Easy peasy lemon squeezy!*